










2018 Year 7 to 12 Essential Apps & Websites





iPad

Please ensure that you have the following apps/websites on your iPad for the beginning of the school year:

Student Cafe		Visit https://tass.scopus.vic.edu.au/studentcafe/login.cfm Add this website to your iPad home screen	<p>For students new to the college: Please install the iPad apps prior to the first day of school. You will be issued with your Student Cafe & Google account details on the first day of school and take part in a session to help you get started.</p>
Google Chrome		App Store Link	
Gmail		App Store Link	
Google Drive		App Store Link	
Google Docs		App Store Link	
Google Slides		App Store Link	
Google Sheets		App Store Link	
Google Calendar		App Store Link	
Campion myConnect		App Store Link	Login details for the myConnect app will be provided by Campion in mid-January.

Mac/Windows Laptop

Please ensure that you have the following set up on your device for the beginning of the school year:

Student Cafe		Visit https://tass.scopus.vic.edu.au/studentcafe/login.cfm Save this website as a bookmark/favourite	<p>For students new to the college: You will be issued with your Student Cafe & Google account details on the first day of school and take part in a session to help you get started.</p>
Google Chrome		Download and install Google Chrome from: https://www.google.com/chrome/browser/desktop/index.html	
G Suite Apps		The G-Suite apps including Gmail, Google Drive, Docs, Sheets, Slides and Calendar are accessed via Chrome Web Browser	
Campion myConnect		Download and install Campion myConnect from: http://myconnect.campion.com.au/support/download-app	Login details for the myConnect app will be provided by Campion in mid-January.